



Special Education *in* Gothenburg Public Schools

October 2018

Overview

- Declaration of Responsibility
- Referral Process
- Services
- Staffing
- Evaluations
- Special Education Trends
- Financial Data





Declaration of Responsibility

Neb. Rev. Stat. Section 79-1127: The board of education of every school district shall provide or contract for special education programs and transportation for all resident children with disabilities who would benefit from such programs.

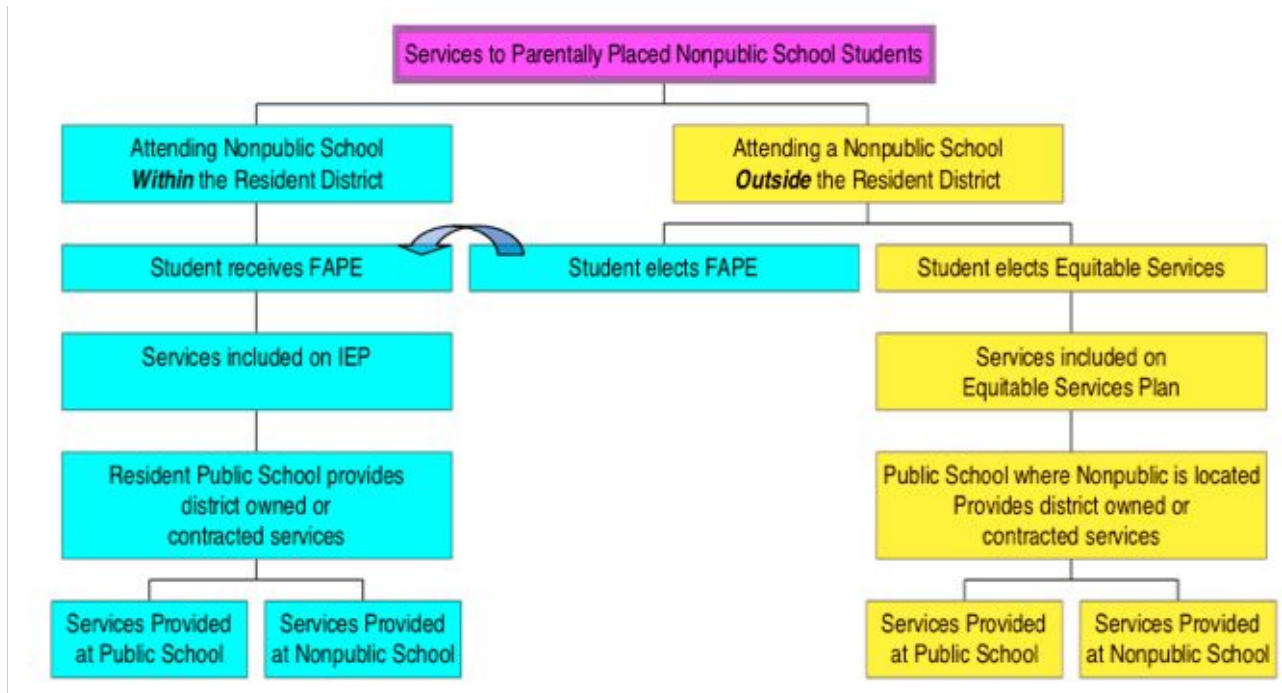
1

Nonpublic Services

[Click here](#) for NDE guidance.



Parentally Placed Nonpublic School Students





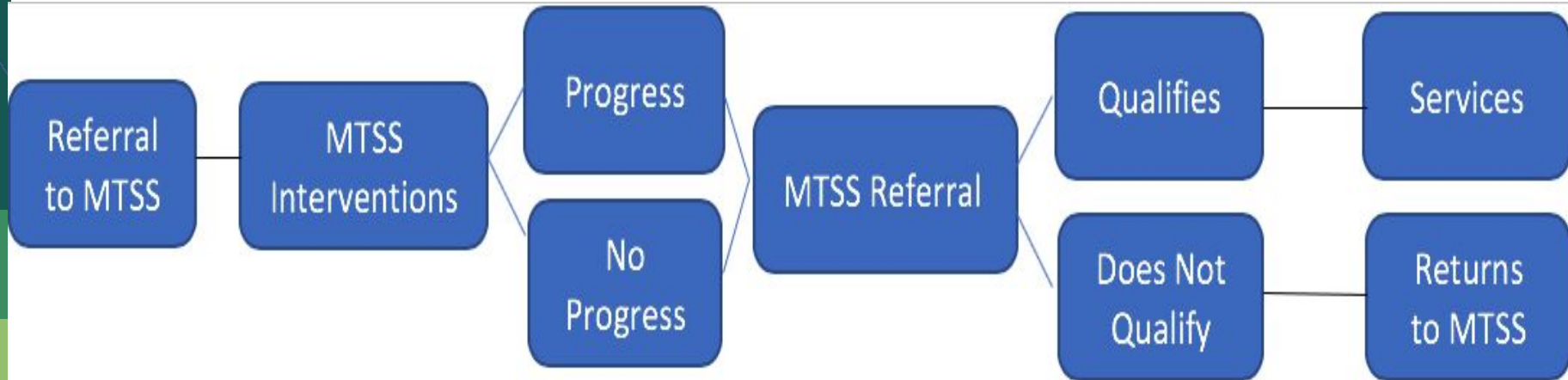
Birth to Age 3 Referral Process

It's CoMplIcated

[CLICK HERE](#) TO SEE THE
PROCESS.



School-Age (Ages 3-21) Referral Process



2

Part C Services

Birth to Three

Part C Services

- Birth to Age 3
- 5 Domains
 - Social/Emotional
 - Fine motor
 - Gross motor
 - Cognitive
 - Communication
- Focus: Family Integrated Strategies

3

Part B Services

Age 3 to 21

Part B Services

- Age 3 to Age 21
- Focus: Student Centered Strategies
- Services Provided
 - Special Education
 - Occupational Therapy
 - Physical Therapy
 - Speech/Language Therapy

Part B Services

- Level 1
 - < 3 hours / week
- Level 2
 - > 3 hours / week
- Level 3
 - Pull-out
 - Out of District

Level III Services

- Programs provided by service agencies who contract with local districts to provide programs for children.
 - South Central Developmental Services
 - Iowa School for the Blind
 - Mosaic

4

Staffing

Special education teachers & paras.

Teachers

- Melissa Bell (B-5)
- Maria Andersen (K-2)
- Amy Fleer (3-4)
- Heather Franzen (5-6)
- Erin Feather, SLP
- Sara Bullock (7-9)
- Angela Piper (9-12 & Life Skills)
- Carol Keiser, SLP

Paraprofessionals

- *Gothenburg Public Schools employs 11 FTE special education paraprofessionals and 1 FTE early childhood paraprofessional.*
- Job Duties:
 - Supervise students on job sites
 - Small group practice
 - One-to-one assistance
 - Toileting, OT/PT, Academic
 - Classroom support (inclusion)

5

Evaluations

School Psychologist

Evaluations

- Connie Rocker, School Psychologist
 - All SPED Evaluations
- Initial Referrals
 - 45 Days (Birth - 3)
 - 45 School Days (3-21)
- Re-evaluations occur at least every 3 years.

Evaluation #s

- Initial referrals - 19
 - 0-2-year-olds 6, 4 qualified
 - 3-5-year-olds, 3, 3 qualified
 - Elementary 22, 20 qualified
 - JH/HS 22, 18 qualified
- Re-evals - 26/34 76%

6

Special Education Trends

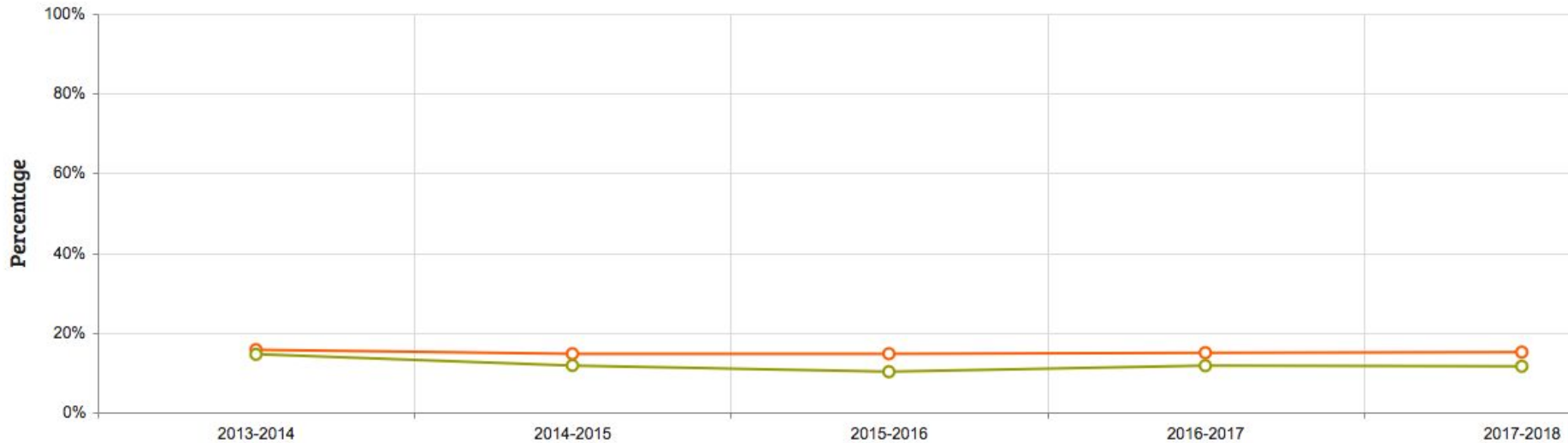
Special education teachers & paras.

Special Education Numbers

- Birth - 3: 8
- 3 - 5: 7
- Elementary: 55
- JH/HS: 41
- Post-Secondary: 2
- Total: 113

Special Education Numbers

District Students in Special Education



State: 15.12%

District: 11.57%

Numbers by Category

SLD	Specific Learning Disability	24
SLI	Speech Language Impairment	27
OHI	Other Health Impairment	31
DD	Developmental Delay	*
ID	Intellectual Disability	11
HI	Hearing Impaired	*
TBI	Traumatic Brain Injury	*
AU	Autism	*
VI	Visually Impaired	*
ED	Emotionally Disturbed	*

*Information is masked due to the small numbers in this category.

7

Financial Data

5 Year History of Receipts

	2014-2015	2015-2016	2016-2017	2017-2018	2018-2019*
Special Education	384,431	368,569	448,178	454,534	430,000*
IDEA Part B Base/Pk	53,319	48,284	55,611	50,576	50,000*
IDEA Enrollment/ Poverty	128,388	102,381	113,919	120,110	120,000*
Totals	566,138	519,234	617,709	625,220	600,000*

5 Year History of Costs

	2014-2015	2015-2016	2016-2017	2017-2018	2017-2018*
Special Education	739,968	775,679	778,131	866,848	850,000*
IDEA	171,870	179,516	181,703	171,300	180,000*
Totals	929,768	955,195	959,834	1,038,148	1,030,000*

Thank You

Dr. Teahon, Superintendent

Mrs. Teresa Schneider, Director of Special Education



Credits

Special thanks to all the people who made and released these awesome resources for free:

- Presentation template by [SlidesCarnival](#)
- Photographs by [Unsplash](#)